



# LEHRY VALVES

Where flow and pressure meets quality

## FORGED STEEL GATE VALVE

LEHRY FCS Gate Valve Screwed End / Socket weld End in Bolt Bonnet OS&Y Type Rising Stem, Renewable Seat & Disc

### Applications

General Circuit water industries  
Flow Shut Off or Regulating Function in sectors including water supply of Irrigation, HVAC.

### Technical Data: -

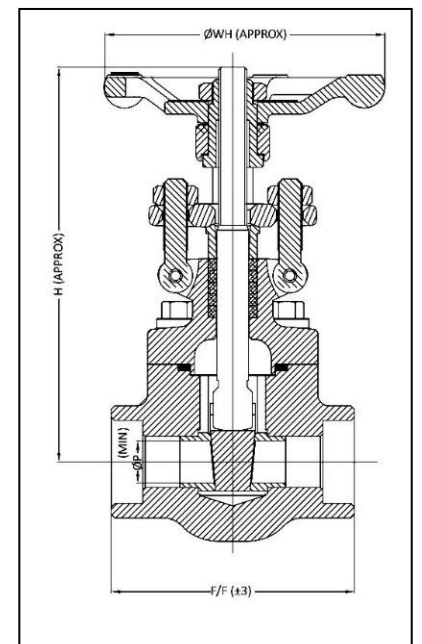

Design Standard	API 602 / ISO 15761
Testing Standard	API 598
Face to Face Standard	Manufacturing Standard
Socket Weld Standard	ASME B16.11
Screwed End Standard	ASME B1 20.1
Butt Weld Standard	ASME B16.25
Flange End Standard	ASME B16.5

### Max. Operating Pressure

Pressure	800#	1500#	2500#
Body	211 Kg/Cm <sup>2</sup>	390 Kg/Cm <sup>2</sup>	655 Kg/Cm <sup>2</sup>
Seat	153 Kg/Cm <sup>2</sup>	290 Kg/Cm <sup>2</sup>	485 Kg/Cm <sup>2</sup>

### Specification

SL	Description	Material
1	Body	ASTM A 105 / ASTM A 182 Gr. F-304 / F-316
2	Seat Ring	ASTM A 276 Gr. SS-410 / SS-304 / 316 - Integral
3	Wedge	ASTM A 217 Gr. CA-15 / ASTM A351 Gr. CF8 / CF8M
4	Stem	ASTM A 276 Gr. SS-410 / SS-304 / SS-316
5	Gasket	SS.304 SPW + Grafoil
6	Bonnet	ASTM A 105 / ASTM A 182 Gr. F-304 / F-316
7	Hex Bolt	ASTM A 193 Gr. B7 / B8 / B8M
8	Eye Bolt Pin	ASTM A 276 TYPE SS-410 / SS-304 / SS-316
9	Gland Bush	ASTM A 276 TYPE SS-410 / SS-304 / SS-316
10	Eye Bolt	ASTM A 193 Gr. B7 / ASTM A 182 Gr. F-304 / F-316
11	Gland Flange	ASTM A 105 / ASTM A 182 Gr. F-304 / F-316
12	Eye Bolt Nut	ASTM A 194 Gr. 2H / B8 / B8M
13	Yoke Sleeve	ASTM A 582 Gr. SS-416 / SS-304 / SS-316
14	Stem Nut	ASTM A 194 Gr. 2H / B8 / B8M
15	Name Plate	Stainless Steel
16	Hand Wheel	MI / SGIron
17	Gland Packing	Flexible Graphite Rings
18	Back Seat	Integral



### Dimensions

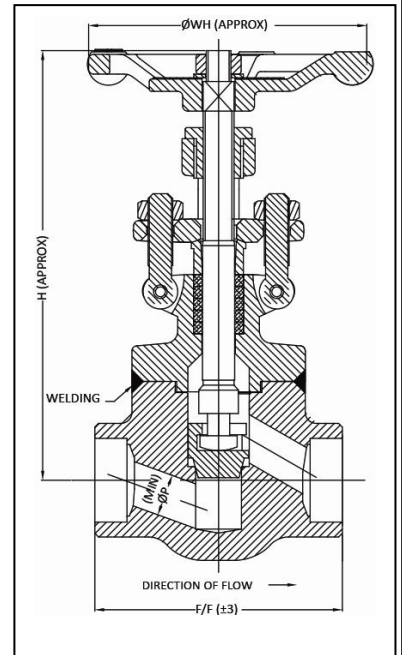
(All Dimensions are in mm)

	800#	15mm	20mm	25mm	32mm	40mm	50mm
F/F	73	80	100	120	120	130	
ØP	9.5	12.7	17.5	23.8	28.6	36.5	
H Open	151	157	186	237	237	268	
H Close	135	137	162	201	201	223	
ØWh	86	86	116	150	150	150	
Approx. Weig. (Kg)	1.5	1.8	3.1	6.3	6.1	8.3	

**Dimensions**

(All Dimensions are in mm)

1500#	15mm	20mm	25mm	32mm	40mm	50mm
F/F	80	100	145	145	160	172
ØP	8.5	9.5	14.5	20.5	25.5	27.5
H Open	160	174	224	224	239	318
H Close	148	187	204	204	261	290
ØWh	86	116	150	150	150	225
Appox. Weig. (Kg)	1.9	3.1	6.6	6.5	10	15



**Dimensions**

(All Dimensions are in mm)

2500#	15mm	20mm	25mm	32mm	40mm	50mm
F/F	85	100	105	145	145	145
ØP	7	12.5	15.5	21.5	26.5	27
H Open	180	222	231	324	324	345
H Close	175	212	219	309	309	330
ØWh	116	150	150	225	225	225
Appox. Weig. (Kg)	2.5	4	4.6	13.1	13	15

**LEHRY INSTRUMENTATION & VALVES PVT. LTD**

"Lehry Chambers" #78 (Old No.51) Sembudoss Street,  
PB No. 1506, Parys Chennai - 600 001.

Chennai, Bangalore, Hyderabad, Vishakapatnam, Kolkata, Mumbai, Noida.  
: 044-25226995, 25225185, 25226187



Chennai, Jalandhar, Ahmedabad.  
: www.lehryvalves.com